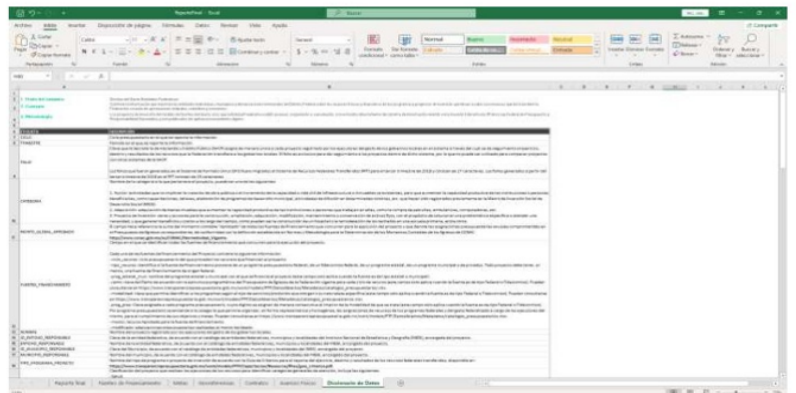
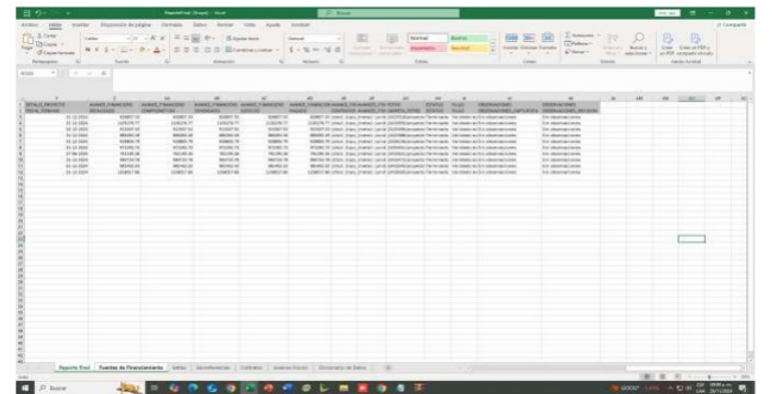
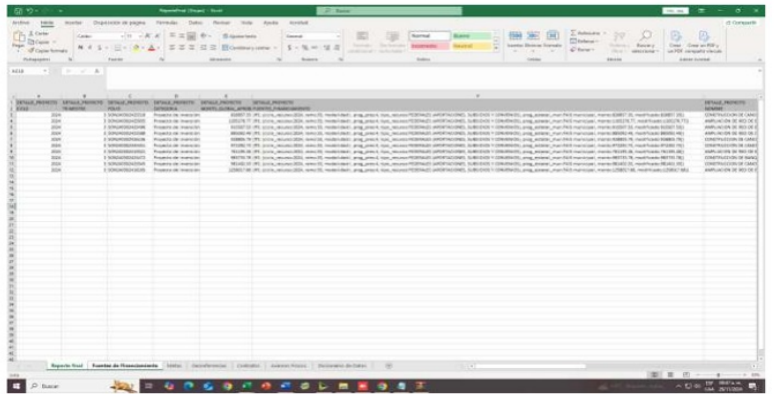


<https://www.mst.hacienda.gob.mx/rft-web/reportes/viewReporteProyectos.do>



This screenshot shows an Excel spreadsheet with a table containing approximately 10 columns and 15 rows of data. The columns are labeled with various categories, and the rows contain numerical and text entries. The spreadsheet is displayed in a window titled 'Reporte Final - Excel'.

This screenshot shows another Excel spreadsheet, similar to the one above, with a table containing approximately 10 columns and 15 rows of data. The columns are labeled with various categories, and the rows contain numerical and text entries. The spreadsheet is displayed in a window titled 'Reporte Final - Excel'.